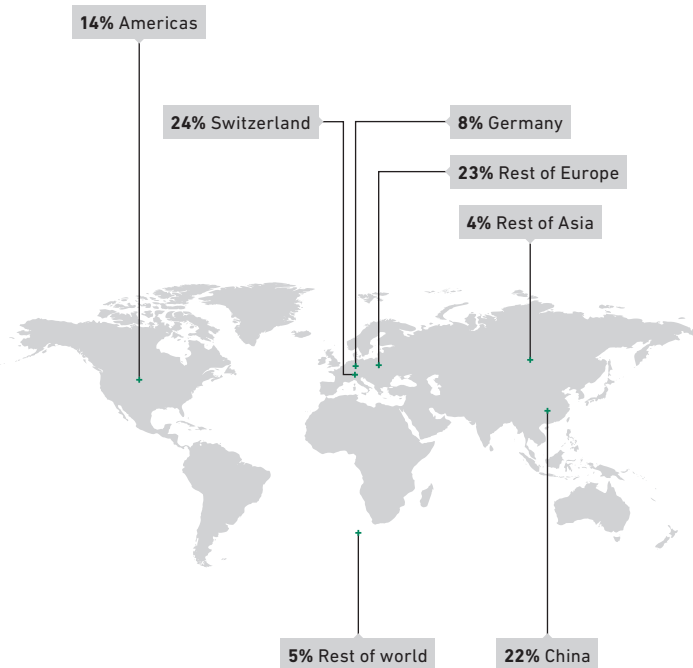


Our Corporation

GF comprises three divisions: GF Piping Systems, GF Casting Solutions, and GF Machining Solutions. Founded in 1802, the Corporation is headquartered in Switzerland and present in 34 countries with 137 companies, 59 of them production facilities. GF's 14'118 employees generated sales of CHF 3'184 million in 2020. GF is the preferred partner of its customers for the safe transport of liquids and gases, lightweight casting components, and high-precision manufacturing technologies.

Employees per region

100% = 14'118

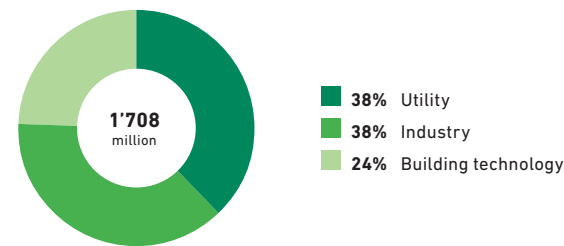


GF Piping Systems

As the leading flow solutions provider for the safe and sustainable transport of fluids, GF Piping Systems creates connections for life. The division focuses on system solutions and high-quality plastic and metal components for a diverse installed base. The portfolio of fittings, valves, pipes, automation, and jointing technologies covers all water cycle applications.

Sales per segment

in CHF



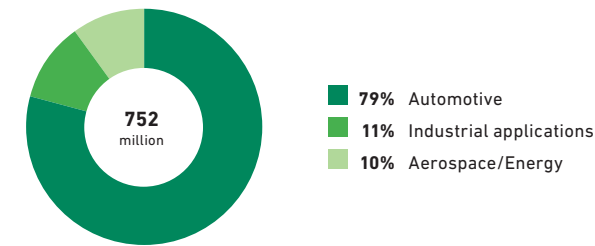
CHF million	2020	2019
Order intake	1'716	1'788
Orders on hand at year-end	116	119
Sales	1'708	1'802
Sales growth %	-5.2	-1.0
Organic growth %	0.3	1.3
EBITDA	245	264
EBIT	193	214
Return on sales (EBIT margin) %	11.3	11.9
Invested capital (IC)	593	676
Return on invested capital (ROIC) %	24.2	26.1
Number of employees	6'893	6'892

GF Casting Solutions

GF Casting Solutions is one of the leading solution providers of lightweight components in the mobility and energy industries. As a future-oriented company, GF Casting Solutions acts as a driving force for innovation in the foundry and additive manufacturing world and aims to take the lead in developing and manufacturing innovative and energy-efficient lightweight solutions.

Sales per segment

in CHF



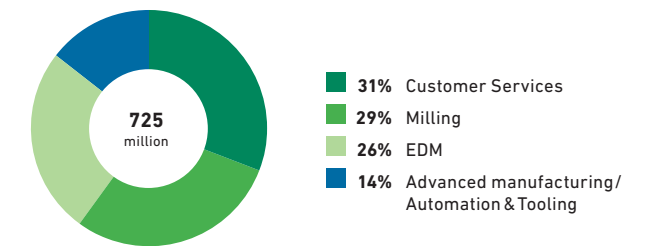
CHF million	2020	2019
Order intake	740	953
Orders on hand at year-end	251	267
Sales	752	949
Sales growth %	-20.8	-43.7
Organic growth %	-11.9	-9.7
EBITDA	26	48
EBIT before one-offs	-15	22
One-offs	19	46
EBIT	-34	-24
Return on sales before one-offs (EBIT margin before one-offs) %	-2.0	2.3
Return on sales (EBIT margin) %	-4.5	-2.5
Invested capital (IC)	448	477
Return on invested capital (ROIC) %	-5.7	-4.4
Number of employees	3'919	4'336

GF Machining Solutions

GF Machining Solutions is one of the world's leading providers of complete solutions for the tool and mold making industry and manufacturers of precision components. The portfolio includes milling and EDM machines. The division also offers spindles, laser texturing, laser micromachining, additive manufacturing, automation and tooling, as well as digitalized solutions.

Sales per segment

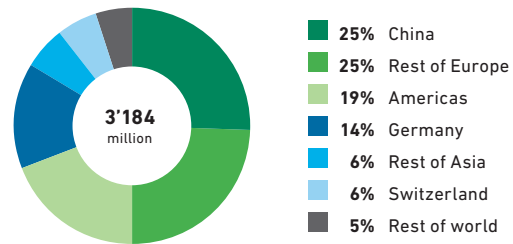
in CHF



CHF million	2020	2019
Order intake	706	954
Orders on hand at year-end	147	177
Sales	725	972
Sales growth %	-25.4	-8.8
Organic growth %	-21.6	-7.5
EBITDA	34	71
EBIT	20	57
Return on sales (EBIT margin) %	2.8	5.9
Invested capital (IC)	197	256
Return on invested capital (ROIC) %	7.8	18.4
Number of employees	3'192	3'358

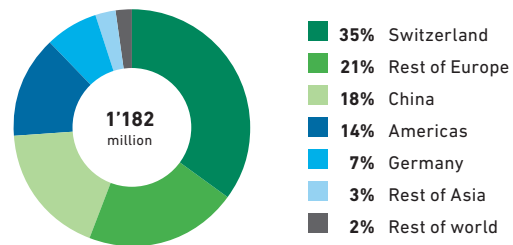
Sales per region

in CHF



Gross value added per region

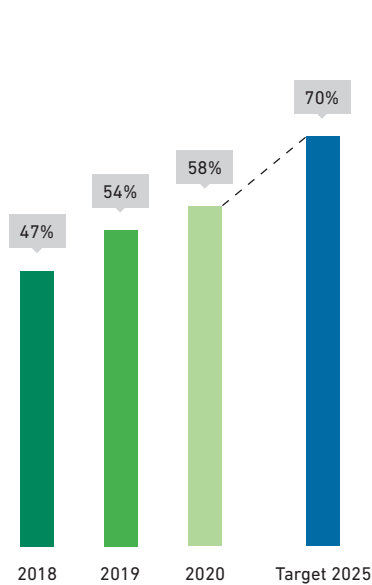
in CHF



CHF million	2020	2019
Order intake	3'160	3'692
Orders on hand at year-end	514	563
Sales	3'184	3'720
Sales growth %	-14.4	-18.6
Organic growth %	-8.4	-4.1
EBITDA	299	374
EBIT before one-offs	185	281
One-offs	19	46
EBIT	166	235
Net profit shareholders GF	116	173
Free cash flow before acquisitions/divestments	230	137
Return on sales before one-offs (EBIT margin before one-offs) %	5.8	7.6
Return on sales (EBIT margin) %	5.2	6.3
Invested capital (IC)	1'313	1'473
Return on invested capital (ROIC) %	9.3	12.4
Number of employees	14'118	14'678

Sales with social and environmental benefits

% of total sales



Contact

Investor Relations
Daniel Bösiger
Phone +41 (0) 52 631 21 12
daniel.boesiger@georgfischer.com

Corporate Communications
Beat Römer
Phone +41 (0) 52 631 26 77
beat.roemer@georgfischer.com

Cover photo: Nik Hunger

The photo was taken in strict compliance with the locally applicable COVID-19 protection regulations.

Find out more about financial figures, information on GF's strategy, and business segments at www.annualreport.georgfischer.com/2020/en



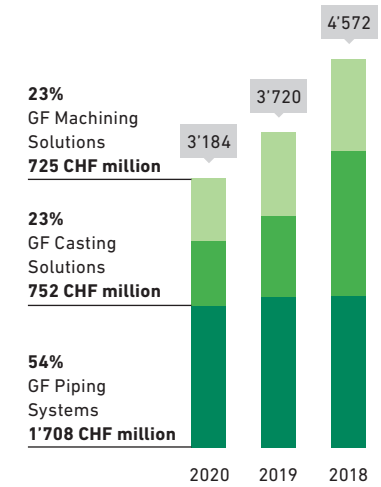
+GF+

Facts and figures 2020

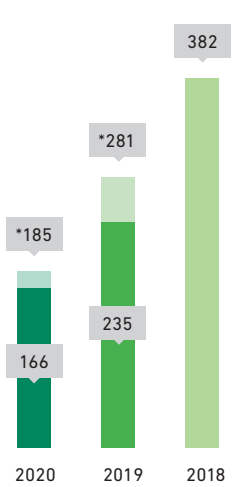
At a glance

Key figures

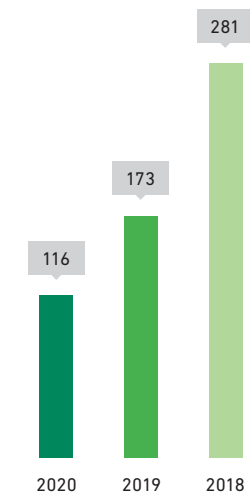
Sales
in CHF million



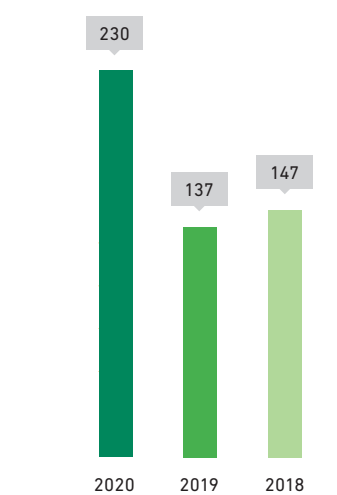
EBIT
*EBIT before one-offs
in CHF million



Net profit shareholders GF
in CHF million



Free cash flow before acquisitions/divestments
in CHF million



Steady on course, ready for the future